

< Disclaimer for the English Overview of the Delivery Prospectus of Listed Index Fund Nikkei Leveraged Index >

This document provides an overview of the Japanese “Summary Prospectus” (the “Delivery Prospectus”) of Listed Index Fund Nikkei Leveraged Index (the “Fund”) in English. The Japanese Delivery Prospectus is the offering document. This document in English is not required by law or any regulation.

While every effort has been made to ensure the accuracy or completeness of the content of this document, Amova Asset Management Co., Ltd. cannot guarantee the accuracy or completeness as differences of interpretation may arise between the English and Japanese languages. In the event of any inconsistency between this document in English and the Japanese version, the Japanese version shall prevail, except to the extent prohibited by the applicable law of any jurisdiction where the units of the Fund are sold. In addition, this document is not a translation of the entire Delivery Prospectus, but an English overview of the Delivery Prospectus, which means that some of the information in the Delivery Prospectus has been simplified, modified, or omitted.

Except as otherwise indicated herein, this material is based on the most recent Japanese version of the Delivery Prospectus. In case of any update to or modification of the Japanese version of the terms and conditions, there is no guarantee that a corresponding update or modification will be made to this English document.

This English overview of the Delivery Prospectus has been prepared by Amova Asset Management Co., Ltd. for English speaking investors for information purposes. Investors should not subscribe for these securities solely relying on this document, as this is not a full translation of the original Delivery Prospectus. As this English document may differ from the Japanese Delivery Prospectus as explained above, this document does not contain or constitute, and should not be relied upon as an offer or invitation to make an offer for the purchase of these securities (including units of the Fund) to any person or entity in any jurisdiction.

Neither this material nor any part hereof may be reproduced, transmitted, reprinted, or redistributed without the prior written authorization of Amova Asset Management Co., Ltd.

October 11, 2025

Listed Index Fund Nikkei Leveraged Index

Nickname: JoJo Nikkei Double

Open-end Investment Trust, Domestic, Equities, ETF, Index type

This document is not a translation of the entire Delivery Prospectus, but an English overview of the Delivery Prospectus, which means that some of the information in the Delivery Prospectus has been simplified, modified, or omitted.

• This prospectus is published pursuant to the provisions of Article 13 of the Financial Instruments and Exchange Act (No. 25 of 1948). Please read this document carefully before deciding to subscribe to units of the Fund.

• The prospectus for the Fund provided under Article 15, Paragraph 3 of the Financial Instruments and Exchange Act (hereinafter referred to as the "Prospectus Issued upon Request") can be read or downloaded from the website of the Management Company. You can also obtain a copy of the Prospectus Issued upon Request from a Distributor. If you do so, please make a personal record to that effect.

• This document includes the main contents outlined in the trust deeds. The complete text of the trust deeds is provided in the Prospectus Issued upon Request.

• For information on the NAV or Distributors of the Fund, please contact the Management Company.

Management Company [the party issuing investment instructions for the Fund]

Amova Asset Management Co., Ltd.

Registration Number: Director of the Kanto Local Financial Bureau (Financial instruments firms) No. 368

Website www.amova-am.com

Tel +8150 5785 6302

(9 a.m.-5 p.m., excluding Saturdays, Sundays and public holidays)

Trustee [the party responsible for custody and management of Fund assets]

Sumitomo Mitsui Trust Bank, Limited

- When a significant amendment is made to the content of the fund, we will confirm the intention of investors (beneficiaries) in advance under the Act on Investment Trust and Investment Corporations (No. 198 of 1951).
- The fund assets are classified and managed by the Trustee under the Trust Act (No. 108 of 2006).
- In connection with the subscription to "Listed Index Fund Nikkei Leveraged Index", which is carried out via this prospectus, the management company submitted a securities registration statement on October 10, 2025 to the Director-General of the Kanto Local Finance Bureau as stipulated in the provisions of Article 5 of the Financial Instruments and Exchange Act. The filing became effective on the next business day after the filing date.

Product Classification					Segmentation by Attribute			
Unit-Type/Open-end Investment Trust	Eligible Market	Eligible Investments (Source of Income)	Independent Segment	Supplementary Classification	Eligible Investments	Timing of Accounting Period	Geographical Areas of Investment	Index Followed
Open-end	Domestic	Equities	ETF	Index type	Composite assets (other assets (securities investment trusts), equities, Stock price index futures trade))	Annually	Japan	Other (Nikkei 225 Leveraged Index)

Please refer to the Investment Trusts Association, Japan website for definitions of products classification and segmentation by attribute at <https://www.toushin.or.jp/>.

Management Company Details

Name: Amova Asset Management Co., Ltd.
Date of establishment: December 1, 1959
Capital: 17,363.04 million yen
Total net asset value of investment trust assets under management: 31,767.6 billion yen
(As of the end of July 2025)

Effective September 1, 2025, Nikko Asset Management Co., Ltd. changed its corporate name to Amova Asset Management Co., Ltd.

Contents

	Page No.
Objective and Characteristics of the Fund	1
Investment Risks	3
Past Performance	3
Procedures, Fees, and Other Considerations	4
Additional Items	10

Objective and Characteristics of the Fund

Objective of the Fund

In order to achieve investment results that track the price fluctuations of the Nikkei 225 Leveraged Index, the Fund seeks the net asset value per unit to track the performance of the Nikkei 225 Leveraged Index by composing and maintaining portfolio in principle so that the sum of total amount of listed investment trust securities linked to the Nikkei Stock Average and the total market value of long stock index futures position is about twice the net asset value.

* Nikkei 225 Leveraged Index is an index calculated by doubling the daily return of the Nikkei Stock Average. The base date is December 28, 2001 and the index value on that date is calculated as 10,000 points.

Nikkei 225 Leveraged Index =	The same index of the previous day \times (1 + 2 \times Nikkei Average fluctuation rate compared to the previous day)
------------------------------	---

Copyrights of the "Nikkei 225 Leveraged Index"

- The "Nikkei 225 Leveraged Index" is copyrighted work calculated through a method developed independently by Nikkei Inc. Nikkei Inc. holds the copyrights as well as any other intellectual property for the "Nikkei 225 Leveraged Index" itself, the calculation method of the "Nikkei 225 Leveraged Index", and the "Nikkei Stock Average", which is the foundation to calculate the "Nikkei 225 Leveraged Index".
- All trademark rights and other intellectual property rights relating to trademarks of the "Nikkei" and the "Nikkei 225 Leveraged Index" belong to Nikkei Inc.
- The fund is solely the responsibility of the investment trust service provider, and Nikkei Inc. has no responsibility for its management or transactions in regards to the fund.
- Nikkei Inc. has no obligation to continue to publish the "Nikkei 225 Leveraged Index" and the "Nikkei Stock Average" and is not responsible for mistakes, delays or suspensions in its publication.
- Nikkei Inc. has the right to stop the publication of and change the contents (i.e. calculation method) of the "Nikkei 225 Leveraged Index" and the "Nikkei Stock Average".

Characteristics of the Fund

1. **This Fund seeks investment results that track the movement of the Nikkei 225 Leveraged Index which is twice that of the Nikkei Stock Average.**

- This Fund seeks the net asset value per unit to track the performance of the Nikkei 225 Leveraged Index by making daily adjustments so that the sum of total amount of listed investment trust securities linked to the Nikkei Stock Average and the total market value of long stock index futures position is about twice the net asset value. The investment ratio for the Listed Index Fund 225 shall be up to 70% of the total net assets of the trust assets. Instead of investing in the Listed Index Fund 225, the Fund may invest in the Listed Index Fund Nikkei 225 (Mini) or in stocks included in the Nikkei Stock Average.
- * The investment management described above may not be carried out due to market and financial conditions.

2. **Units are listed on Tokyo Stock Exchange and can be traded at any time during trading hours.**

- Units may be traded in blocks of 1 unit (as of the date when the securities registration statement was filed).
- The brokers determine trading commissions.
- The method of trading is generally the same as that for stocks.
- * Please contact your broker for further information.

3. **Units are subscribed for with cash.**

- Units are subscribed using the NAV on the day the subscription is accepted.

4. **Units may be redeemed with a request for redemption.**

- Units may be redeemed by the NAV on the day redemption is accepted.

5. **Units may not be exchanged for stocks.**

Main Investment Restrictions

- There is no restriction as to the investment ratio in stocks.
- There is no restriction on the investment ratio for assets denominated in foreign currencies.

Dividend Policy

- As a general rule, the full amount of dividends and other income arising from the trust assets is distributed after deduction of expenses.

*There is no guarantee for the amount and payment of dividends in the future.

Investment Risks

Please refer to “Important Information” on our website below for the related risk.

<https://global.amova-am.com/general/etf/detail/1358-nikkei-leveraged-index>

Past Performance

Please refer to “Daily Fund Data (Excel)” available on our website, or to our Japanese website below for the past performance.

Daily Fund Data (Excel)

<https://global.amova-am.com/general/etf/detail/1358-nikkei-leveraged-index>

The Japanese website

<https://www.amova-am.com/products/etf/lineup/nleveraged>

Procedures, Fees, and Other Considerations

Subscription Memorandum

Subscription Units	In units to be determined by the distributors, starting from 1,000 units *Please contact the distributor.
Subscription Price	NAV on the day the subscription is accepted.
Subscription Method	Please make the payment by the day designated by the distributor.
Redemption Unit	In units of 1 or more, starting from 1,000 units *Units to be determined by the distributor. * If the number of units held is less than the minimum trading unit specified by the stock exchange, you can apply for buyback. Please contact the distributors for details.
Redemption Price	NAV on the day the redemption is accepted.
Redemption Proceeds	In principle, payment will be made from the fourth business day after and including the day on which a redemption request is made.
Business Hours for Subscription and Redemption	In principle, applications completed with the distributor's specified procedure by 2:30 p.m. on business days of the distributors will be processed on the same day. *This may vary depending on the distributors. Please contact them for details.
Subscription Period	From October 11, 2025 to April 10, 2026 *The subscription period can be renewed by filing another securities registration statement before the expiration date shown above.
Non-acceptance Days for Subscription and Redemption	Even on business days of the distributors, applications for subscription or redemption will not be accepted if its purchase or redemption date falls within the period of two business days, beginning two business days prior to the accounting date (For a period of three business days, beginning three business days prior to the accounting date when the accounting date falls on non-business day.). Please contact the distributors for details.
Restrictions on Redemption	Based on the size or product characteristics of the fund, there may be time and amount restrictions on large redemptions to avoid operational disruptions.
Suspension or Cancellation of Subscription, Redemption Applications	The management company may suspend requests for subscriptions or redemption in the following cases: Regarding stock index futures in which the Fund primarily trades 1. When the afternoon session for financial instruments exchange is not held or suspended (for the stock price index futures trading mentioned above) 2. When all or a part of trading of the stock index futures contracts are not executed due to unavoidable circumstances such as bid and offer price at the end of the afternoon session in the exchange reach the daily price limit set by financial instruments exchange. The management company may suspend or cancel subscription and redemption applications due to unavoidable circumstances such as a suspension of trading on the financial instruments exchanges, foreign exchange transaction or settlement functions.
Trust Term	Unlimited (set up date: August 25, 2014)
Early Termination	The fund will be terminated early in any of the following cases: • If the units are delisted from all the financial exchanges on which they are listed.

	<ul style="list-style-type: none"> • Nikkei 225 Leveraged Index is delisted. • If changes to the trust deed deemed necessary by the management company or trustee due to changes in the calculation method of the Nikkei 225 Leveraged Index is not accepted by a written resolution. <p>The fund may be terminated early in any of the following cases:</p> <ul style="list-style-type: none"> • If the total NAV falls below JPY 500 million • If it is deemed advantageous for the beneficiaries • If unavoidable circumstances arise.
Closing Date	July 10 th each year
Income Distribution	<p>Distributions are paid once a year based on the distribution policy.</p> <p>* In principle, the trustee will transfer distribution to the beneficiary's designated account within 40 days after each calculation period. If there's a separate agreement with the broker, distribution will be paid according to that agreement.</p>
Maximum Amount of Trust Money	Equivalent to JPY 5 trillion
Public Notification	<p>Electronic public notices are posted on the website of the Management Company. URL: www.amova-am.com</p> <p>* In the event that electronic public notices cannot be posted due to unavoidable circumstances, this will be published in The Nikkei.</p>
Investment Report	As defined in the Act on Investment Trust and Investment Corporations, investment reports are not prepared and offered.
Tax Treatment	<p>For tax purposes, the fund is treated as an exchange-traded fund (ETF).</p> <ul style="list-style-type: none"> • Publicly-offered Equity Investment Trusts are eligible for the Nippon Individual Savings Account (NISA) if certain conditions are met. • The fund is not eligible for the NISA. • The dividends deduction is not applicable. • The exclusion from gross revenue system is not applicable.

Fund Expenses and Taxes

Fund Expenses

Expenses to be borne directly by investors

Subscription Fee	<u>Independently set by Distributors</u> *Please contact your Distributor for further information.
Redemption Fee	<u>Independently set by Distributors</u> *Please contact your Distributor for further information.
Amount to be Retained in Trust Assets	<u>None</u>

Costs paid indirectly by the customer for the trust assets

Investment Management Expenses (Trust fee)	This Fund	<p><u>No more than 0.605% (0.55% excluding taxes) per annum of the daily NAV of the Fund.</u></p> <p>The investment management fee is daily recorded and paid out of the trust assets at the end of each calculation period or at the time of termination of the Trust.</p> <p><Distribution of Investment Management Expenses(annual rate)> When the above is 0.55%, as of the filing date of the securities registration statement.</p> <table border="1" data-bbox="614 1010 1370 1151"> <thead> <tr> <th colspan="3">Trust Fee Rate (annual rate)</th> </tr> <tr> <th>Total</th> <th>Management company</th> <th>Trustee</th> </tr> </thead> <tbody> <tr> <td>0.55%</td> <td>0.50%</td> <td>0.05%</td> </tr> </tbody> </table> <table border="1" data-bbox="614 1184 1362 1384"> <tr> <td>Management Company</td> <td>Compensation for investment management</td> </tr> <tr> <td>Trustee</td> <td>Compensation for administration of assets under management and execution of orders from Management Company</td> </tr> </table> <p>*The rate in the table is excluding taxes. Consumption tax is separately charged.</p>	Trust Fee Rate (annual rate)			Total	Management company	Trustee	0.55%	0.50%	0.05%	Management Company	Compensation for investment management	Trustee	Compensation for administration of assets under management and execution of orders from Management Company
	Trust Fee Rate (annual rate)														
Total	Management company	Trustee													
0.55%	0.50%	0.05%													
Management Company	Compensation for investment management														
Trustee	Compensation for administration of assets under management and execution of orders from Management Company														
Actual Cost	<p><u>An annual rate of approximately 0.77825% (0.7075% excluding tax) of the total NAV.</u></p> <p>* When investing in “the Listed Index Fund 225” or the “Listed Index Fund Nikkei 225 (Mini)”, 0.17325% per annum (0.1575% excluding tax as of the filing date of the securities registration statement) of the net asset will be separately charged in addition to the trust fee of the Fund mentioned above. The trust fee is an estimate based on the assumption that 70% of "Listed Index Fund 225" or "Listed Index Fund Nikkei 225 (Mini)" is incorporated.</p> <p>* The actual cost to be born will vary depending on factors such as the percentage of listed investment trust securities in which the fund invests.</p>														
Other Expenses and Fees	<p>Expenses (Expenses for preparation of Prospectus</p> <p><u>Not more than 0.1% per annum of total daily net assets during trust period of the fund.</u></p> <p>1. Expenses for the drawing up and issuing prospectus, 2. Cost for accounting and its related duties 3. Cost for preparation of a</p>														

	and other expenses)	<p>consolidated financial summary (including outsourcing fees if (1) - (3) are outsourced), 4. Auditing fees, 5. Fees related to listing the fund, 6. "Nikkei 225 Leveraged Index" trademark fees and others are paid out of the trust assets at the times specified by the Management Company.</p> <p>* Auditing fee is an expense paid to audit firm for auditing of the Fund.</p>
	Brokerage Commissions and Other Fees	<p>Brokerage commissions on securities in the portfolio, expenses for custody of assets in foreign countries, interest on borrowings, interest on advances, lending fee (in case security lending is conducted, the amount obtained by multiplying a lending fee on securities lent by a figure which is profit for Trust Assets, not exceeding 0.55* (0.5 excluding taxes) (0.5 excluding taxes as of the date of the filing of the securities registration statement), and other fees are paid out of the trust assets each time they are incurred.</p> <p>* The figures for items such as the rate and maximum amount cannot be provided in advance as they fluctuate in line with investment performance and other factors.</p>

The total amount of expenses of the fund to be borne by investors varies according to holding length and investment status, and thus cannot be shown.

Tax Treatment

Tax treatment for Japanese individual investors

1) Taxation upon sale of units

- Gains on sale (capital gains) are deemed to be income from transfer and thus must be declared for separate taxation at 20.315%. When a beneficiary has chosen a designated account with withholding tax (withholding tax selection account), withholding tax at a rate of 20.315% will be applied (in principle, tax filing is not necessary).

2) Taxation upon receipt of income distributions

- Income distributions are regarded as dividend income, withholding tax at a rate of 20.315% will be applied (in principle, tax filing is not necessary). You can also file a tax return, and choose either separate taxation based on declaration or consolidated taxation (dividend deduction is not applicable).

3) Tax on redemption or repayment

- The capital gains from redemption and repayment are deemed to be income from transfer and thus must be declared for separate taxation at 20.315%. When a beneficiary has chosen a designated account with withholding tax (withholding tax selection account), withholding tax at a rate of 20.315% will be applied (in principle, tax filing is not necessary).

* By filing a tax return, you can offset capital losses from redemption, repayment, and sale against capital gains from listed stocks, dividends from listed stocks, and interest income from public and corporate bonds (only if separated taxation is selected). In addition, capital gains from redemption, repayment, sale, and income distributions, and interest income from public and corporate bonds (only if separated taxation is selected) can be offset against capital losses from listed stocks etc.

* If foreign tax credit apply, tax on distributions may differ from the above.

* The above does not apply to Japanese corporations.

* The above tax rates are as of the date when the securities registration statement was filed, so those may change if tax laws are revised. For details of tax treatment, it is recommended to consult a tax professional.

(Reference Information) Total expense ratio of the fund-----

Target period : July 11, 2024 ~ July 10, 2025

Total expense ratio(①+②)	①Ratio of management expenses	②Ratio of other expenses
0.76%	0.61%	0.15%

* The figure(annualized) is calculated by dividing the total expenses incurred for management and operation during the target period (in principle, excluding subscription fees, brokerage fees and securities transaction tax. Consumption tax etc. is included for items subject to consumption tax etc..) by the average number of beneficial interest units during the target period multiplied by the average NAV (per unit).

* Other expenses include expenses paid by the underlying funds.

* The cost calculation period of the underlying fund may differ from that of the fund.

* When the fund engages in securities lending (including cases through an investee fund), the securities lending fee is considered income to the trust assets. However, a portion of this income is deducted as a

securities lending-related fee. Any such fees are included in the '② Ratio of other expenses' stated above.

* These figures are for reference only and differ from the actual ratios of expenses incurred.

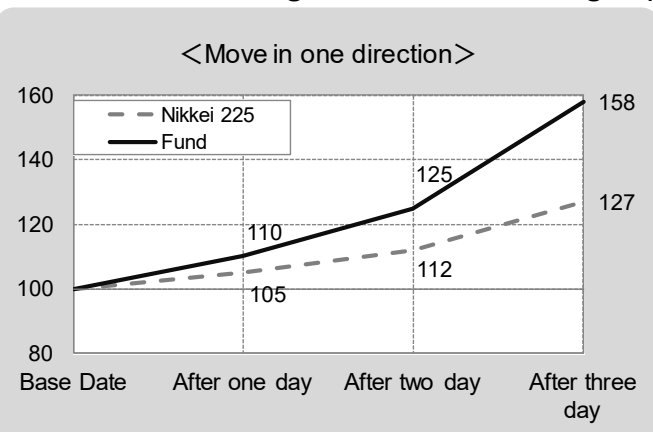
Additional Items

Q&A: About the Fluctuation of the NAV

Q. If the daily movement of NAV is twice that of the Nikkei Stock Average (hereinafter, the "Nikkei 225"), is the investment result also doubled during the holding period?

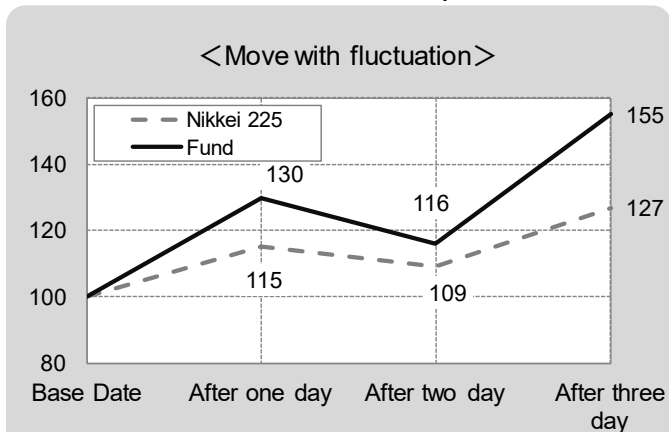
A. Even if the daily movement of the NAV is twice that of the Nikkei 225, it does not mean that each investor will receive twice investment results if the holding period is more than two days.

Charts Demonstrating the NAV Price Changes (when the Nikkei 225 is on the rise)



●Upside-Downside Ratio from the previous day

	Base date	After one day	After two days	After three days
Nikkei 225	—	5.0%	6.7%	13.4%
This Fund	—	10.0%	13.3%	26.8%



●Upside-Downside Ratio from the previous day

	Base date	After one day	After two days	After three days
Nikkei 225	—	15.0%	-5.2%	16.5%
This Fund	—	30.0%	-10.4%	33.0%

Daily price change is twice of that of the Nikkei 225

●Upside-Downside Ratio from the base date

	Base date	After one day	After two days	After three days
Nikkei 225	—	5.0%	12.0%	27.0%
This Fund	—	10.0%	24.7%	58.1%

●Upside-Downside Ratio from the base date

	Base date	After one day	After two days	After three days
Nikkei 225	—	15.0%	9.0%	27.0%
This Fund	—	30.0%	16.4%	54.9%

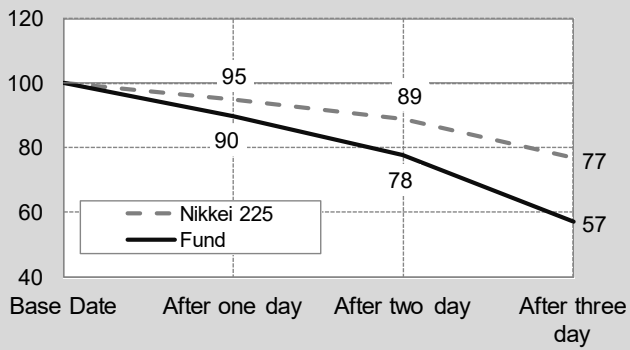
The more there is upward and downward motion, however, the lower results in volatility

*Calculation of the above upside-downside ratio is rounded to one decimal place.

*Graphs and data are only examples of calculations and highlight the relation between the price change of the overall stock market and NAV. They do not indicate the actual price movement.

Charts Demonstrating the NAV Price Changes (when the Nikkei 225 is on the decline)

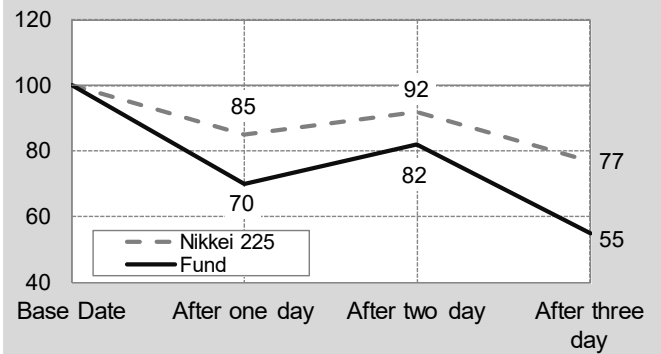
<Move in one direction>



●Upside-Downside Ratio from the previous day

	Base date	After one day	After two days	After three days
Nikkei 225	—	-5.0%	-6.7%	-13.4%
This Fund	—	-10.0%	-13.3%	-26.8%

<Move with fluctuation>



●Upside-Downside Ratio from the previous day

	Base date	After one day	After two days	After three days
Nikkei 225	—	-15.0%	8.2%	-16.5%
This Fund	—	-30.0%	16.5%	-33.1%

Daily price change is twice of that of the Nikkei 225

●Upside-Downside Ratio from the base date

	Base date	After one day	After two days	After three days
Nikkei 225	—	-5.0%	-11.3%	-23.2%
This Fund	—	-10.0%	-22.0%	-42.9%

●Upside-Downside Ratio from the base date

	Base date	After one day	After two days	After three days
Nikkei 225	—	-15.0%	-8.0%	-23.2%
This Fund	—	-30.0%	-18.5%	-45.4%

The more there is upward and downward motion, however, the lower results in volatility

*Calculation of the above upside-downside ratio is rounded to one decimal place.

*Graphs and data are only examples of calculations and highlight the relation between the price change of the overall stock market and NAV. They do not indicate the actual price movement.

